

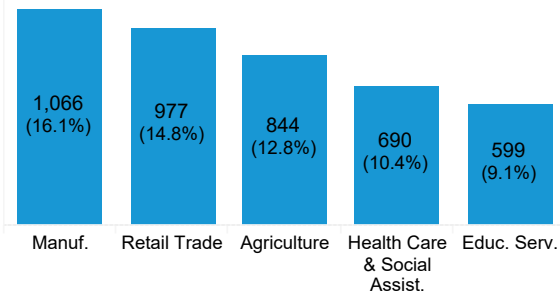
CEDIK Economic Data Profile

Location

Bourbon County

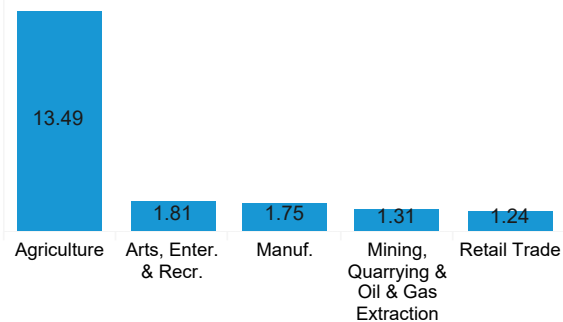
2016 Employment*

Top 5 industries (# jobs)



2016 Location Quotient*

Top 5 industries (LQ)



If LQ>1, then the industry is more concentrated in the county as compared to the national average and vice-versa.

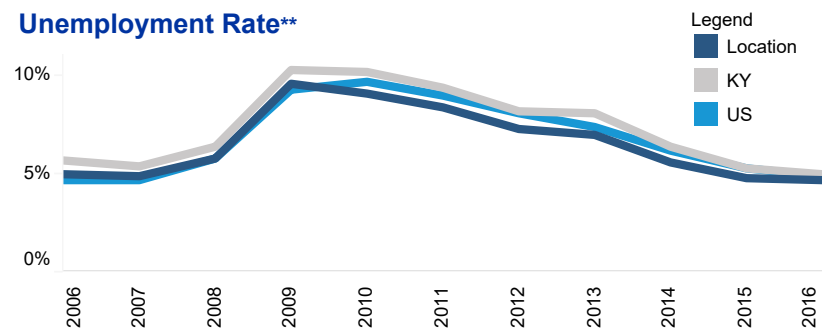
Demographic Indicators*

Indicator Name	Selected Location	KY	US
2016 Population	20,004	4,436,974	323,127,513
2016 Labor Force	9,816	2,617,815	203,570,333
2016 Labor Force (%)	61%	59%	63%
2016 Mean Commute Time (minutes)	22	23	26
2016 Median Household Income	\$44,232	\$44,811	\$55,322
2016 Population in Poverty (%)	13%	19%	13%

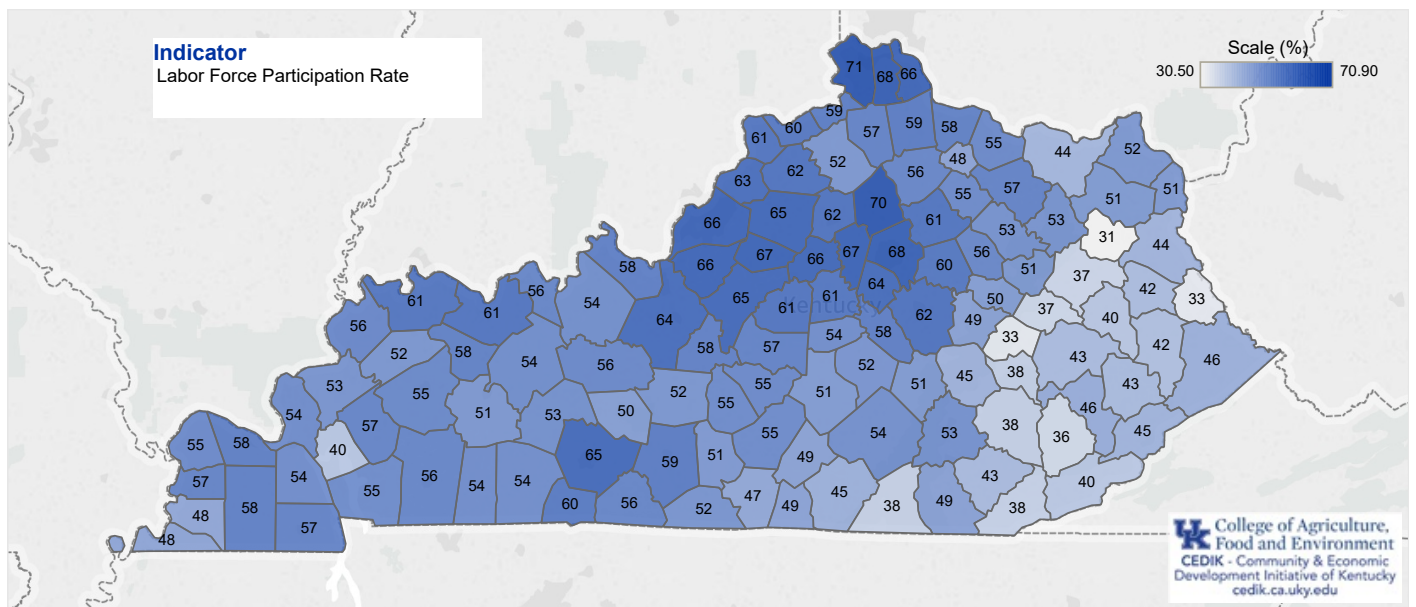
Jobs Overview*

Indicator Name	Selected Location	KY	US
2006 Total Jobs	7,019	1,779,198	133,833,537
2016 Total Jobs	6,617	1,861,405	141,866,403
2026 Total Jobs	6,599	1,940,219	150,536,175
2006-2016 Change	-6%	5%	6%
2016-2026 Projected Change	0%	4%	6%

Unemployment Rate**



2016 Personal Income***



Data Sources:

*JobsEQ, 2016; **BLS, 2016; ***BEA, 2016

For questions, contact **Simona Balazs**, CEDIK Research Director, at (859) 218-5764 or simona.balazs@uky.edu.
Special thanks to Joe Kercksmar, CEDIK Research Analyst, for his work on the data.